

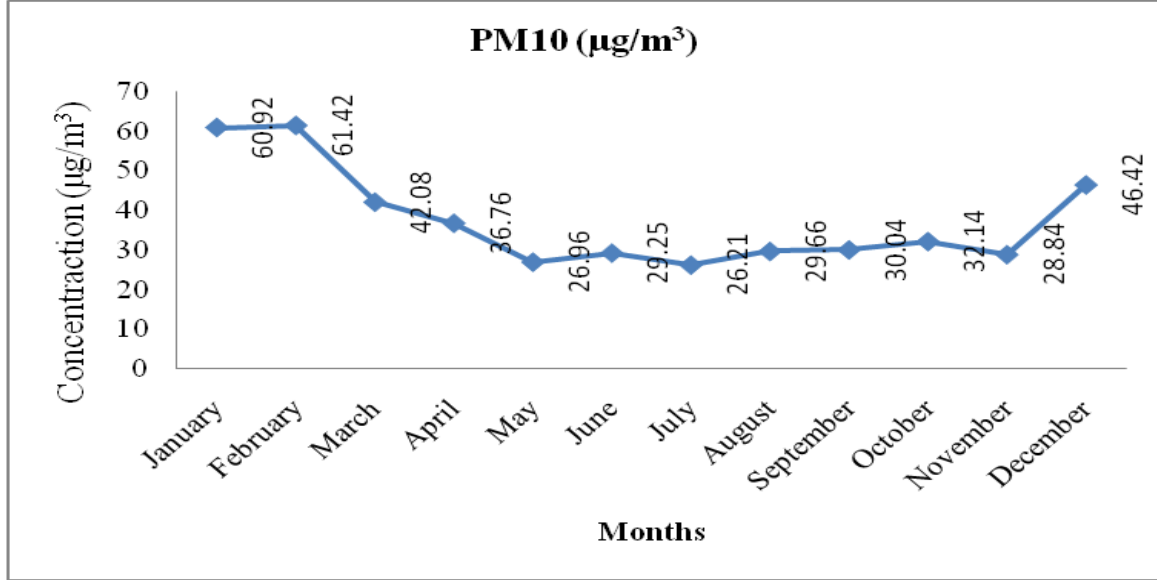


**Tamil Nadu Pollution Control Board, CAAQMS**

**PM10( $\mu\text{g}/\text{m}^3$ ) Line Graph**

Period 01.01.2023 to 31.12.2023  
STD:100( $\mu\text{g}/\text{m}^3$ )

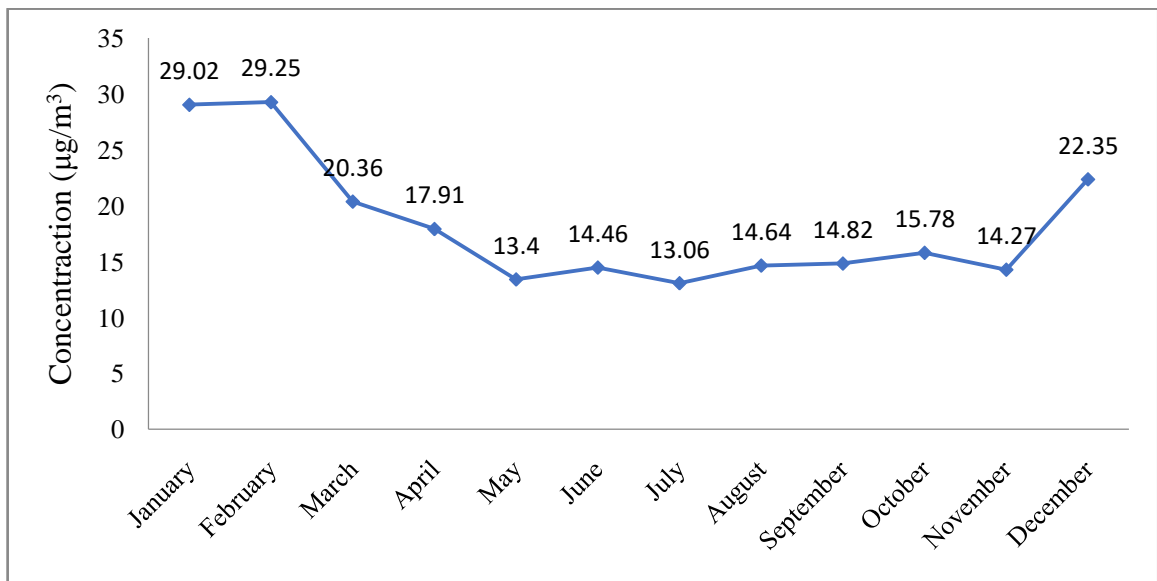
**Location: Bharathidasan University**



**PM2.5( $\mu\text{g}/\text{m}^3$ ) Line Graph**

Period 01.01.2023 to 31.12.2023  
STD:60( $\mu\text{g}/\text{m}^3$ )

**Location: Bharathidasan University**





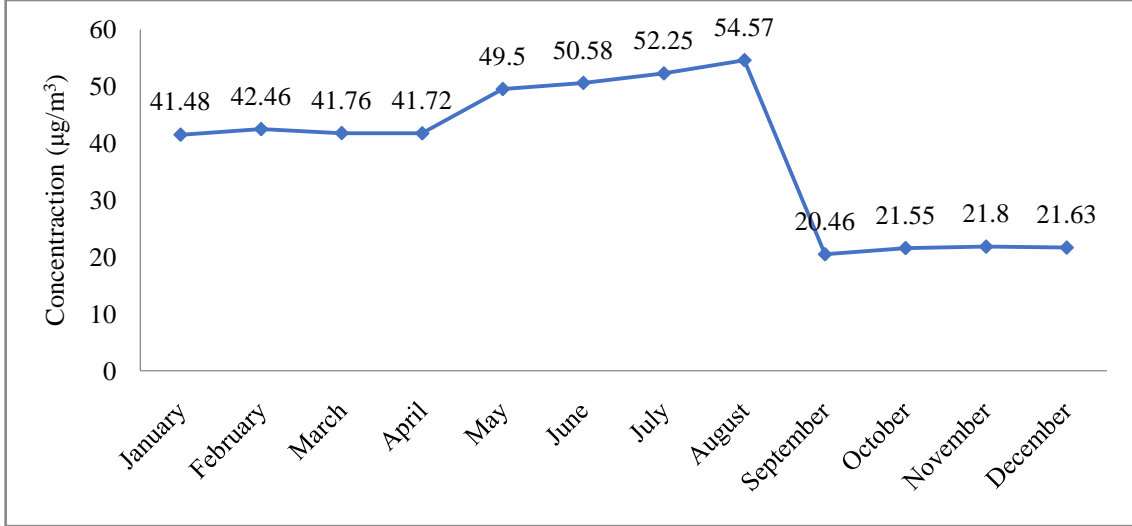
**Tamil Nadu Pollution Control Board, CAAQMS**

**SO<sub>2</sub>( $\mu\text{g}/\text{m}^3$ ) Line Graph**

Period 01.01.2023 to 31.12.2023

**STD:80( $\mu\text{g}/\text{m}^3$ )**

**Location: Bharathidasan University**

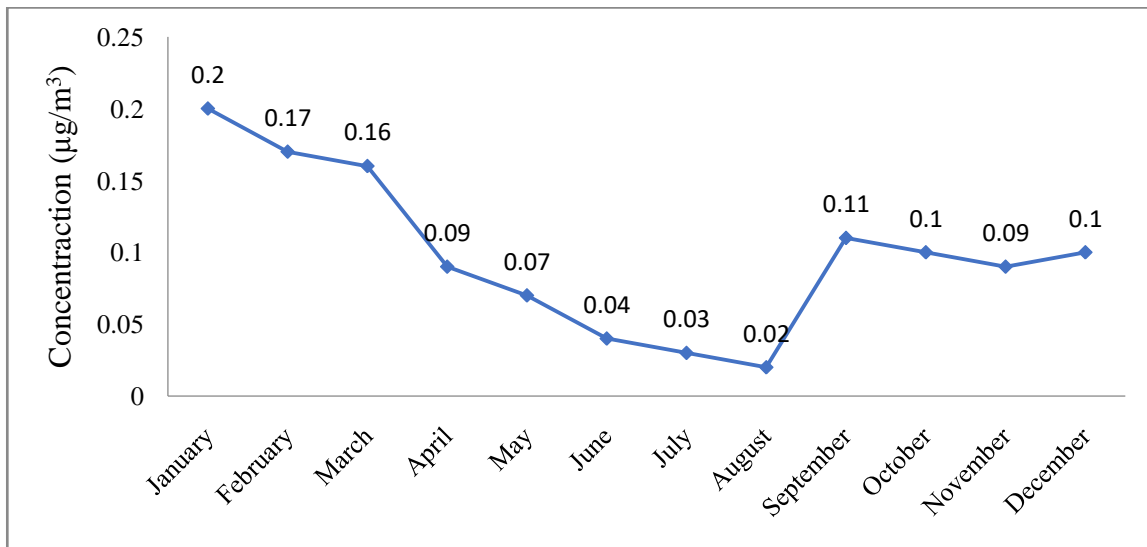


**NO<sub>2</sub>( $\mu\text{g}/\text{m}^3$ ) Line Graph**

Period 01.01.2023 to 31.12.2023

**STD:80( $\mu\text{g}/\text{m}^3$ )**

**Location: Bharathidasan University**





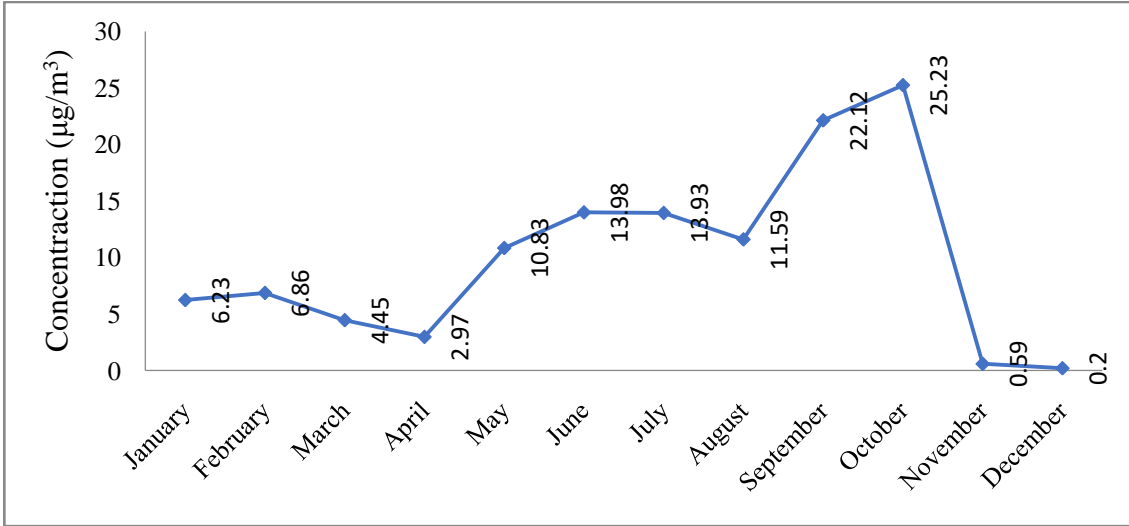
**Tamil Nadu Pollution Control Board, CAAQMS**

**NH<sub>3</sub>( $\mu\text{g}/\text{m}^3$ ) Line Graph**

Period 01.01.2023 to 31.12.2023

**STD:400( $\mu\text{g}/\text{m}^3$ )**

**Location: Bharathidasan University**

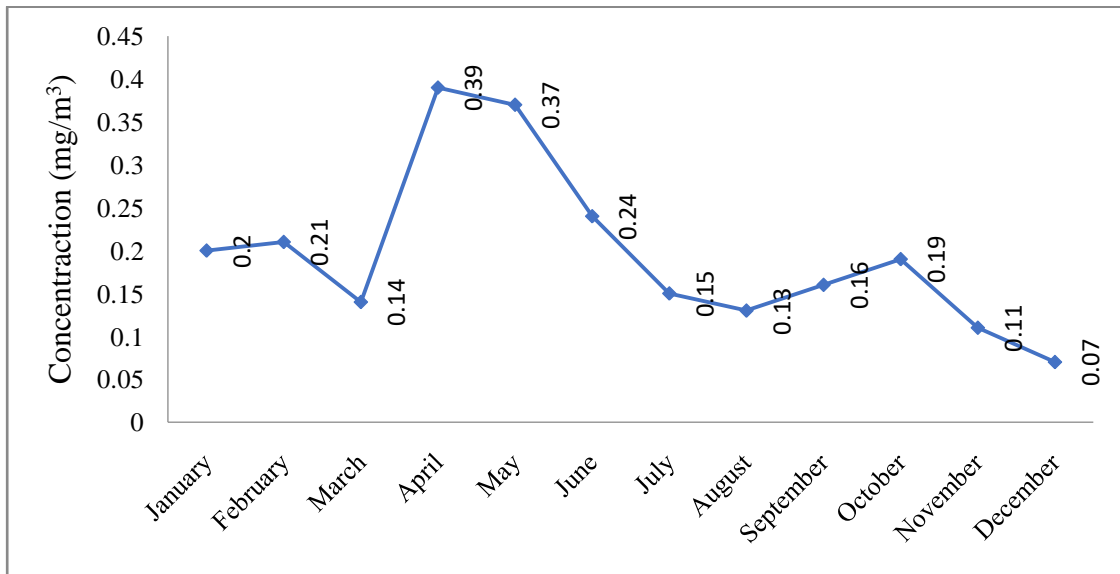


**CO( $\mu\text{g}/\text{m}^3$ ) Line Graph**

Period 01.01.2023 to 31.12.2023

**STD:4( $\mu\text{g}/\text{m}^3$ )**

**Location: Bharathidasan University**





## Tamil Nadu Pollution Control Board, CAAQMS

O<sub>3</sub>( $\mu\text{g}/\text{m}^3$ ) Line Graph

Period 01.01.2023 to 31.12.2023

STD:180( $\mu\text{g}/\text{m}^3$ )

Location: Bharathidasan University

