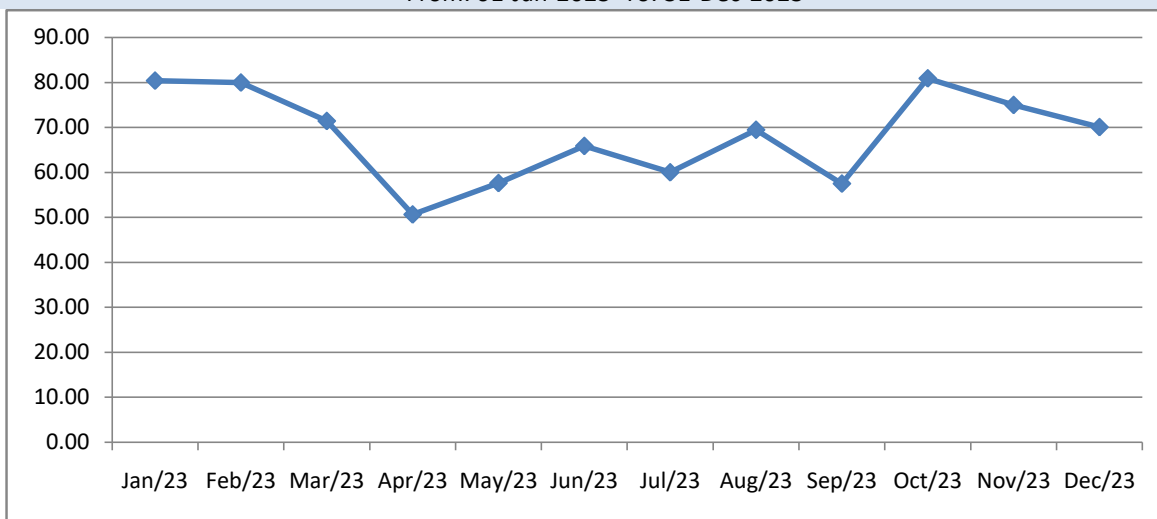




## Tamil Nadu Pollution Control Board, CAAQMS

### PM10 ( $\mu\text{g}/\text{m}^3$ ) Trend Graphs

From: 01-Jan-2023 To: 31-Dec-2023



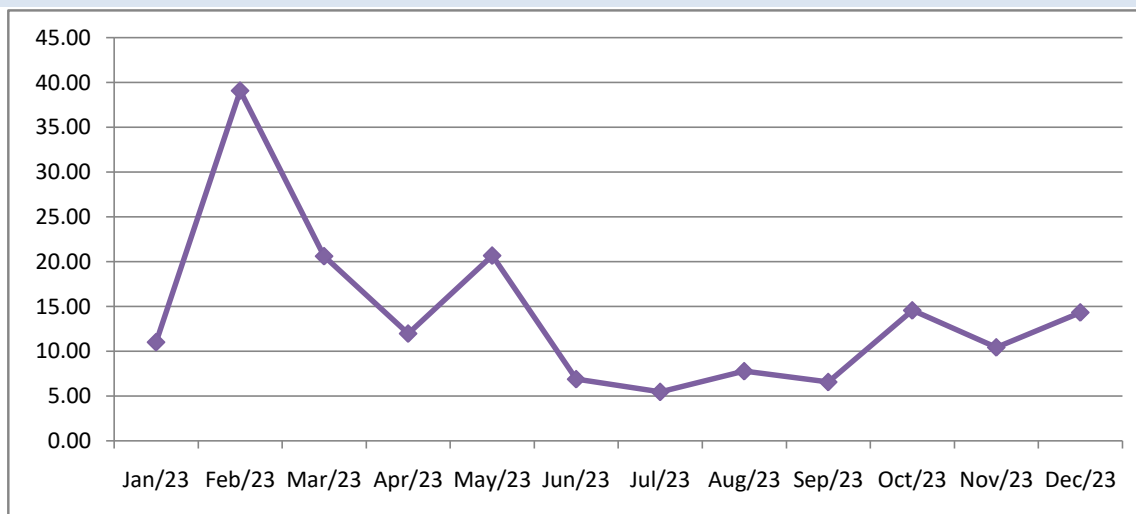
**ThermoFisher**  
SCIENTIFIC  
The world leader in serving science



## Tamil Nadu Pollution Control Board, CAAQMS

### O<sub>3</sub> ( $\mu\text{g}/\text{m}^3$ ) Trend Graphs

From: 01-Jan-2023 To: 31-Dec-2023



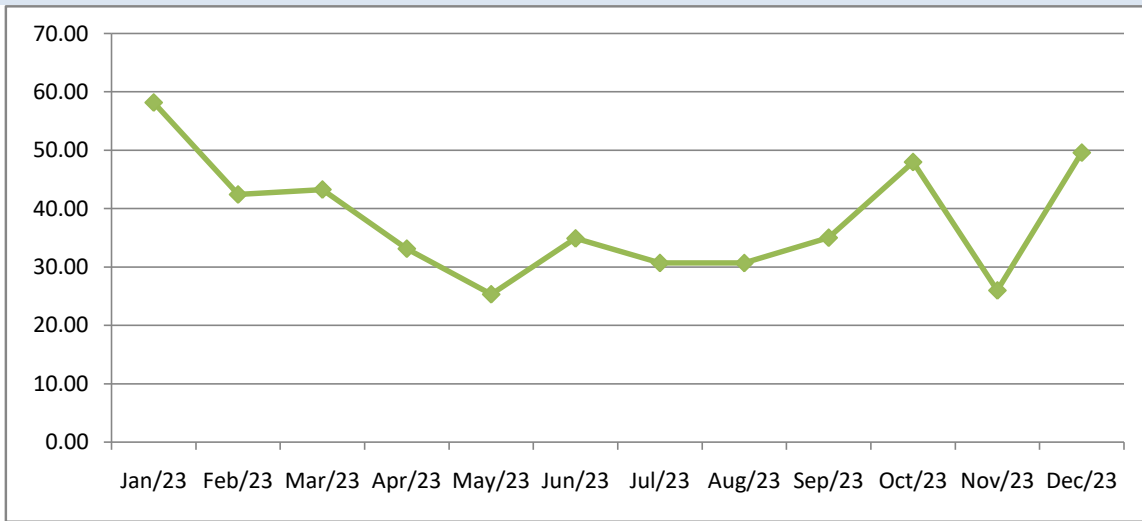
**ThermoFisher**  
SCIENTIFIC  
The world leader in serving science



## Tamil Nadu Pollution Control Board, CAAQMS

### PM 2.5 ( $\mu\text{g}/\text{m}^3$ ) Trend Graphs

From: 01-Jan-2023 To: 31-Dec-2023



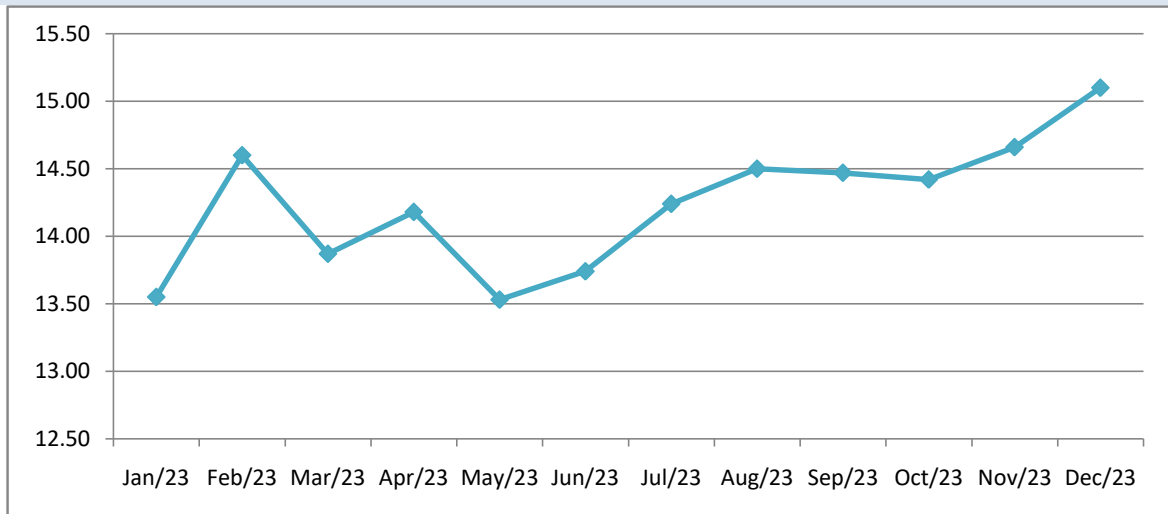
**ThermoFisher**  
SCIENTIFIC  
The world leader in serving science



## Tamil Nadu Pollution Control Board, CAAQMS

### SO<sub>2</sub> ( $\mu\text{g}/\text{m}^3$ ) Trend Graphs

From: 01-Jan-2023 To: 31-Dec-2023



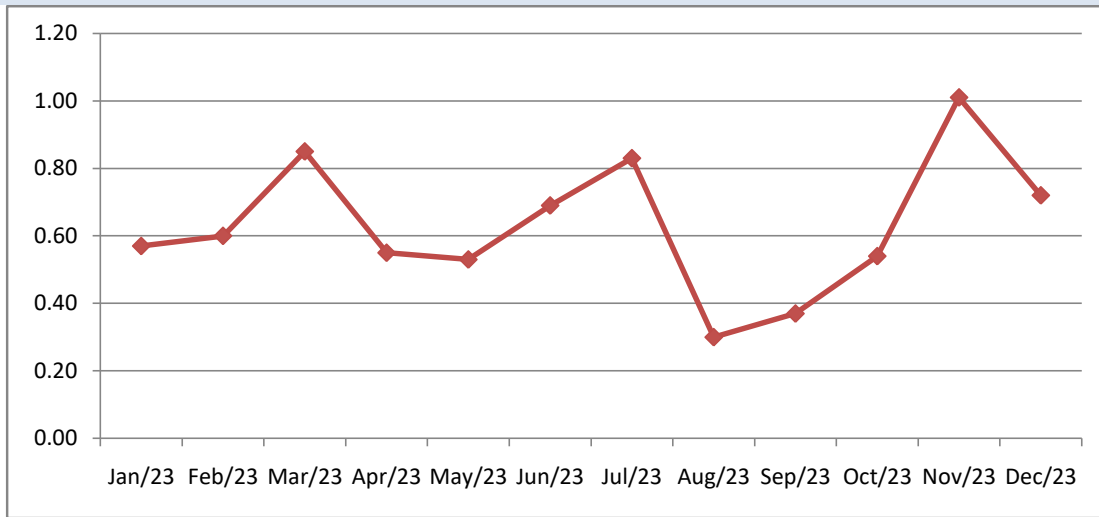
**ThermoFisher**  
SCIENTIFIC  
The world leader in serving science



## Tamil Nadu Pollution Control Board, CAAQMS

### CO (mg/m<sup>3</sup>) Trend Graphs

From: 01-Jan-2023 To: 31-Dec-2023



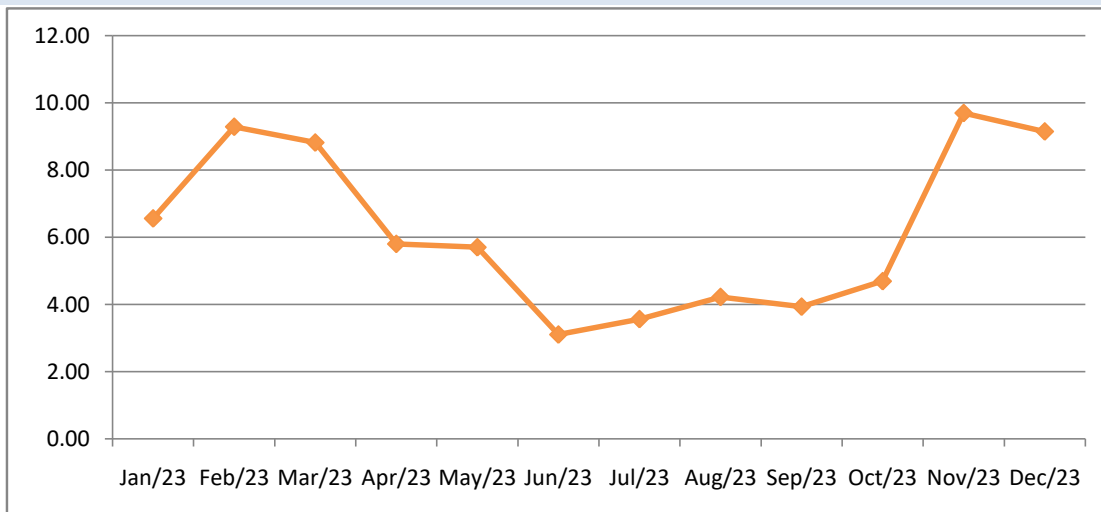
**ThermoFisher**  
SCIENTIFIC  
The world leader in serving science



## Tamil Nadu Pollution Control Board, CAAQMS

### NH<sub>3</sub> (µg/m<sup>3</sup>) Trend Graphs

From: 01-Jan-2023 To: 31-Dec-2023



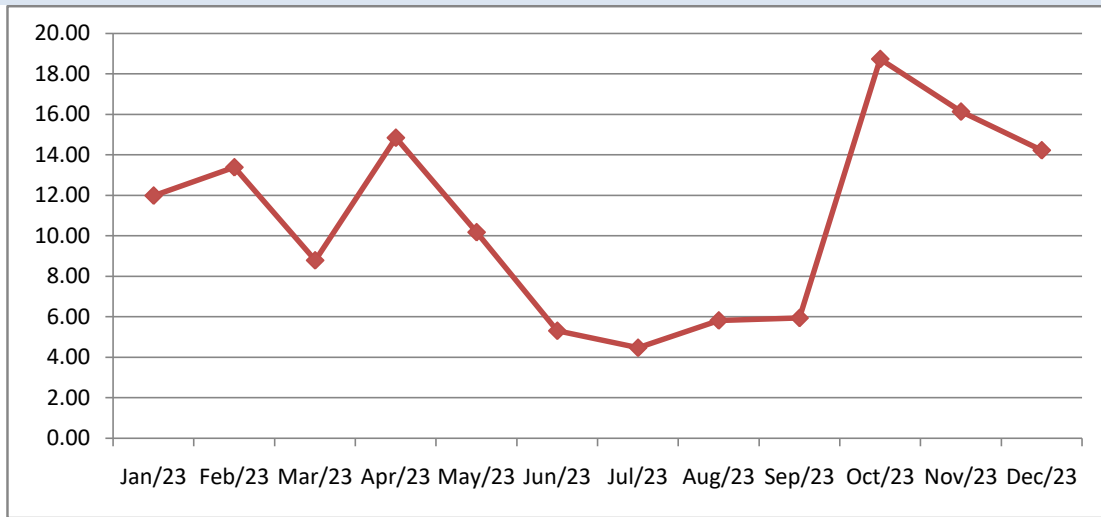
**ThermoFisher**  
SCIENTIFIC  
The world leader in serving science



## Tamil Nadu Pollution Control Board, CAAQMS

### NO<sub>2</sub> (µg/m<sup>3</sup>) Trend Graphs

From: 01-Jan-2023 To: 31-Dec-2023



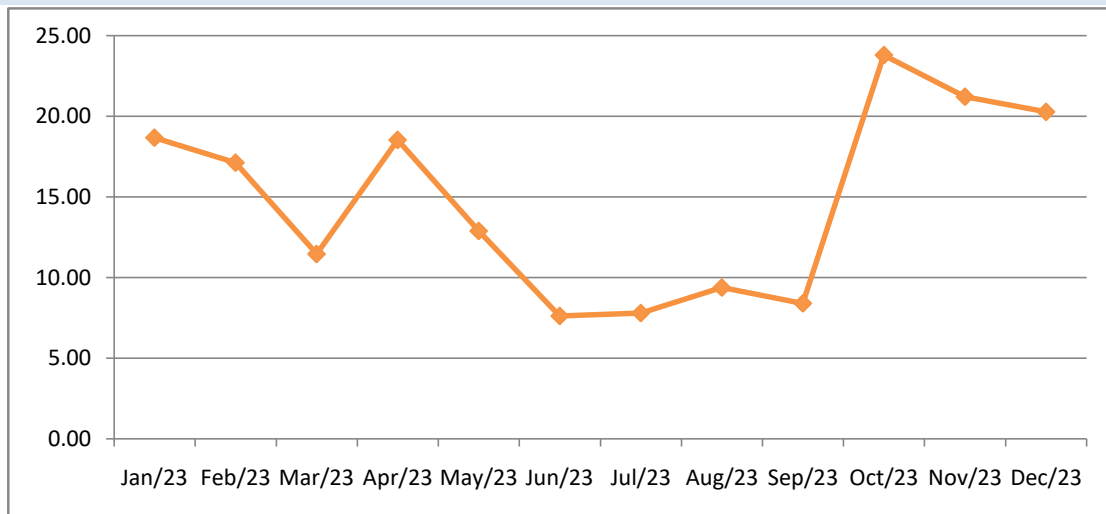
**ThermoFisher**  
SCIENTIFIC  
The world leader in serving science



## Tamil Nadu Pollution Control Board, CAAQMS

### NO<sub>x</sub> (µg/m<sup>3</sup>) Trend Graphs

From: 01-Jan-2023 To: 31-Dec-2023



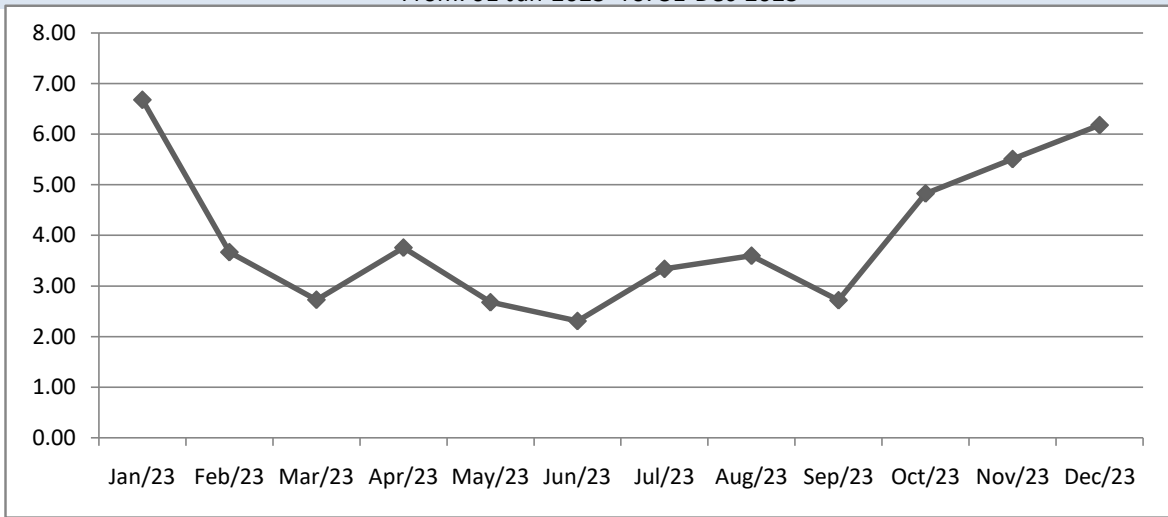
**ThermoFisher**  
SCIENTIFIC  
The world leader in serving science



## Tamil Nadu Pollution Control Board, CAAQMS

### NO ( $\mu\text{g}/\text{m}^3$ ) Trend Graphs

From: 01-Jan-2023 To: 31-Dec-2023



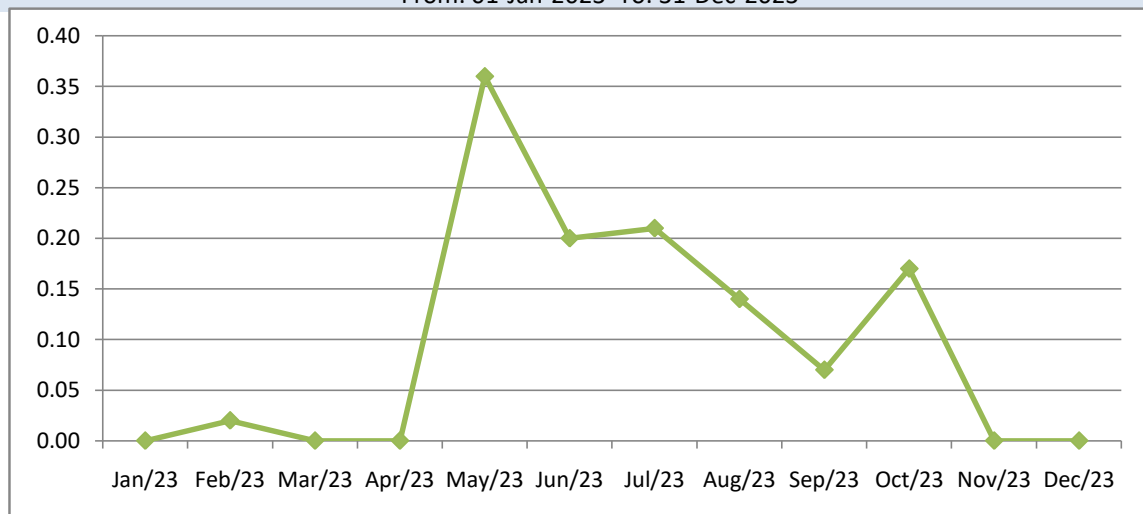
**ThermoFisher**  
SCIENTIFIC  
The world leader in serving science



## Tamil Nadu Pollution Control Board, CAAQMS

### MP-Xylene ( $\mu\text{g}/\text{m}^3$ ) Trend Graphs

From: 01-Jan-2023 To: 31-Dec-2023



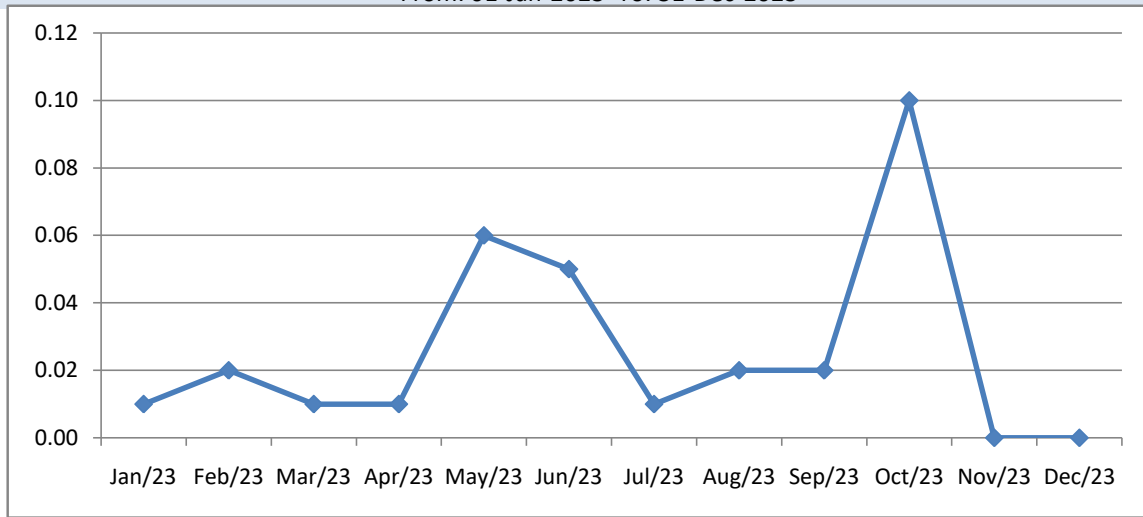
**ThermoFisher**  
SCIENTIFIC  
The world leader in serving science



## Tamil Nadu Pollution Control Board, CAAQMS

### Benzene ( $\mu\text{g}/\text{m}^3$ ) Trend Graphs

From: 01-Jan-2023 To: 31-Dec-2023



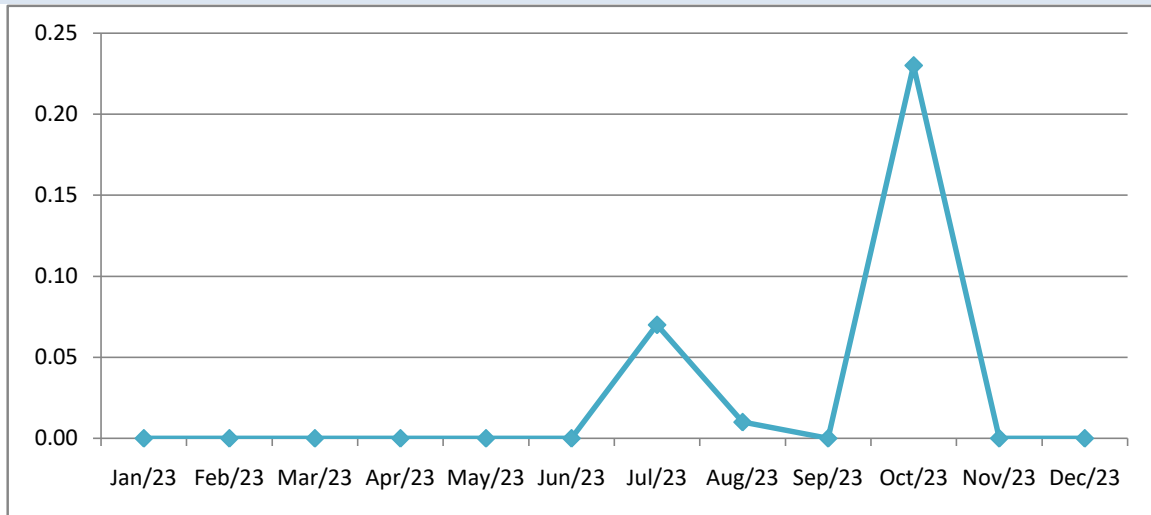
**ThermoFisher**  
SCIENTIFIC  
The world leader in serving science



## Tamil Nadu Pollution Control Board, CAAQMS

### oXylene ( $\mu\text{g}/\text{m}^3$ ) Trend Graphs

From: 01-Jan-2023 To: 31-Dec-2023



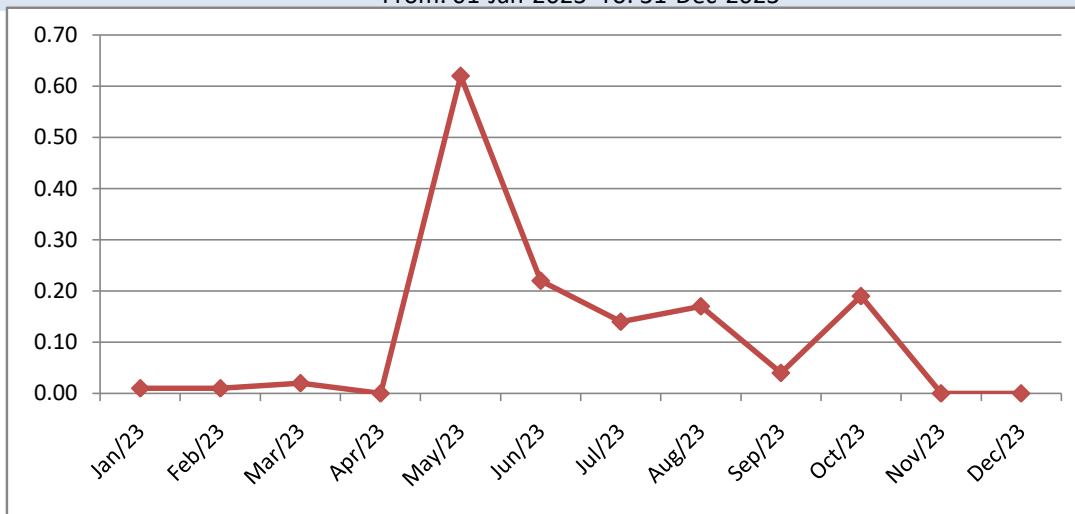
**ThermoFisher**  
SCIENTIFIC  
The world leader in serving science



## Tamil Nadu Pollution Control Board, CAAQMS

### Toluene ( $\mu\text{g}/\text{m}^3$ ) Trend Graphs

From: 01-Jan-2023 To: 31-Dec-2023



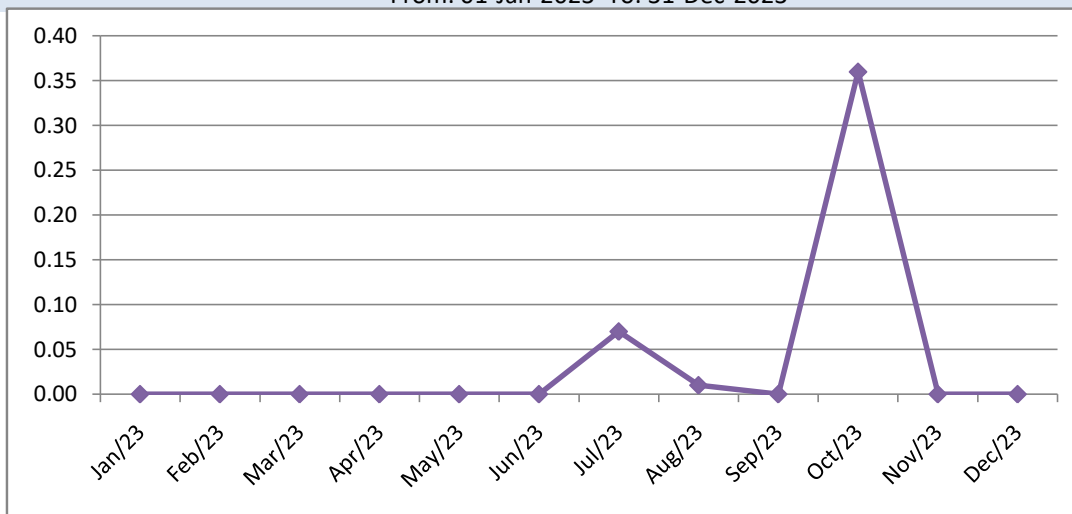
**ThermoFisher**  
SCIENTIFIC  
The world leader in serving science



## Tamil Nadu Pollution Control Board, CAAQMS

### Eth-Benzene ( $\mu\text{g}/\text{m}^3$ ) Trend Graphs

From: 01-Jan-2023 To: 31-Dec-2023



**ThermoFisher**  
SCIENTIFIC  
The world leader in serving science



# Tamil Nadu Pollution Control Board, CAAQMS

## NT ( $\mu\text{g}/\text{m}^3$ ) Trend Graphs

From: 01-Jan-2023 To: 31-Dec-2023

